

Soft-tissue augmentation with Geistlich Fibro-Gide®: A randomized controlled clinical study.

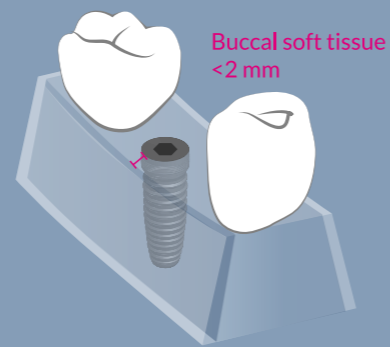


Soft-tissue volume augmentation at implant site: **Does Geistlich Fibro-Gide® provide the same results as autologous connective tissue graft?**

Patients with insufficient soft-tissue volume were enrolled

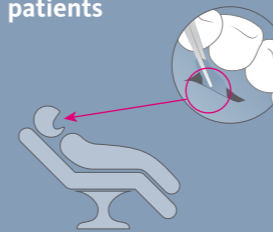
20

Implant placement at least 6 weeks and maximum 6 months prior to enrollment



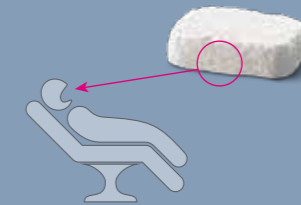
TREATMENT

10 patients
Connective Tissue Graft¹



VS

10 patients



Geistlich Fibro-Gide®²

PAIN PERCEPTION

assessed by Visual Analogue Scale (VAS)

5 times higher morbidity with



2.4

VS

0.5

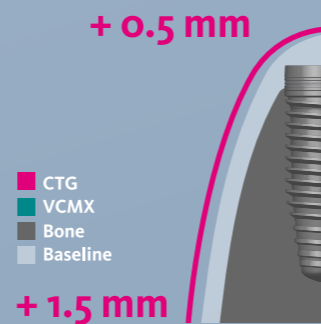


Geistlich Fibro-Gide®²

Connective Tissue Graft¹

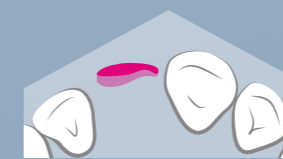
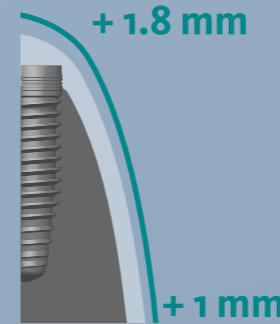
SOFT-TISSUE AUGMENTATION

assessed at 3 months



Linear measurement

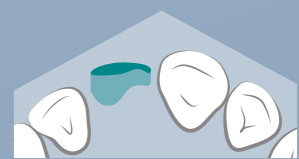
VS



Connective Tissue Graft¹

Volumetric measurement

VS

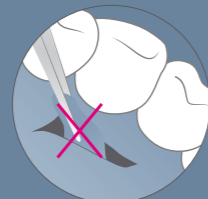


Geistlich Fibro-Gide®²

CONCLUSIONS

at **1** year follow up

NO SIGNIFICANT DIFFERENCE Stable augmented soft-tissue in terms of quality and quantity, plus



No need for a second surgical site with Geistlich Fibro-Gide®²



Shorter surgery time for Geistlich Fibro-Gide®²



Lower pain perception with Geistlich Fibro-Gide®²

Thoma DS et al., 2016*
Zeltner M et al., 2017*
Huber S et al., 2018*

* Articles published in Journal of Clinical Periodontology